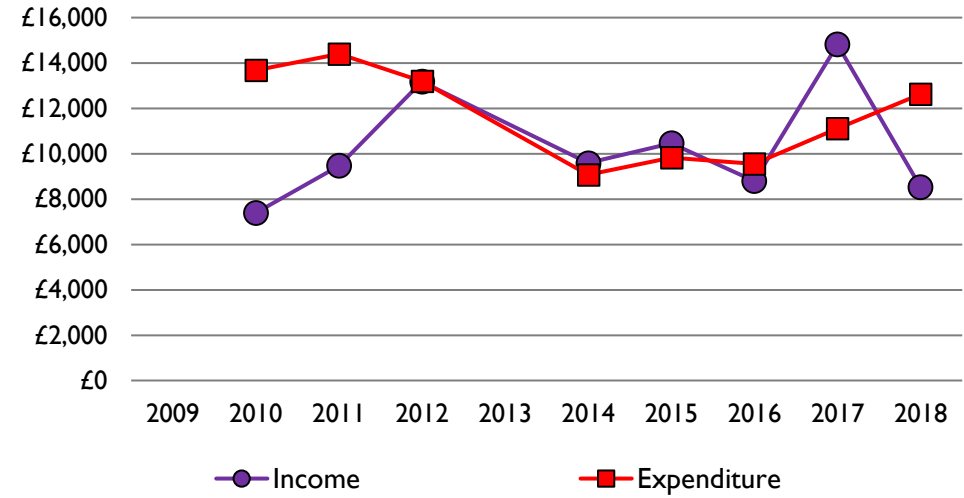
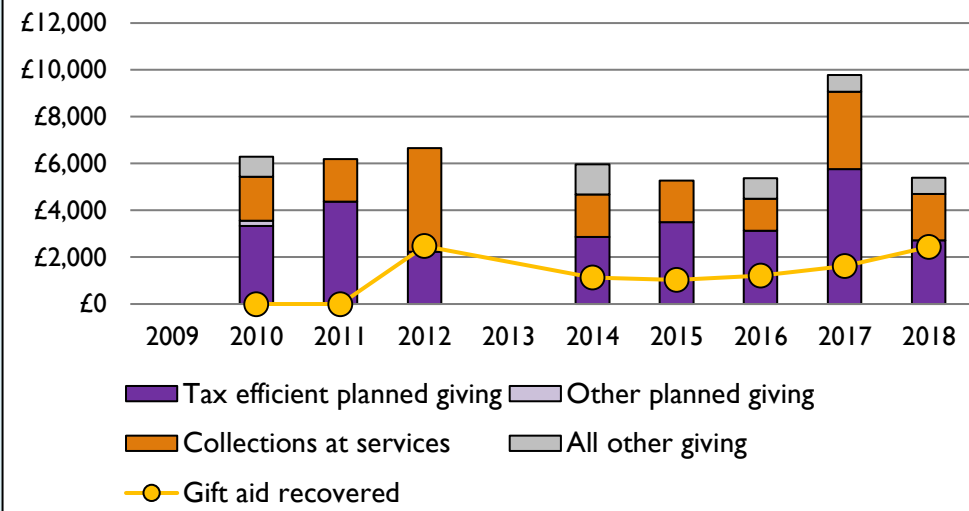


Finance dashboard for the parish of Brean - LEP in the Deanery of AXBRIDGE

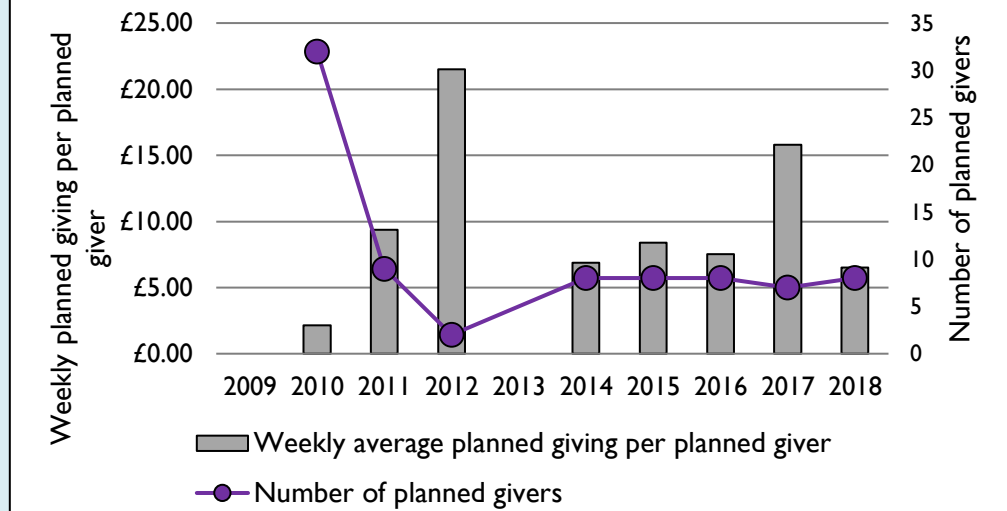
1. Total income & total expenditure, 2009-18



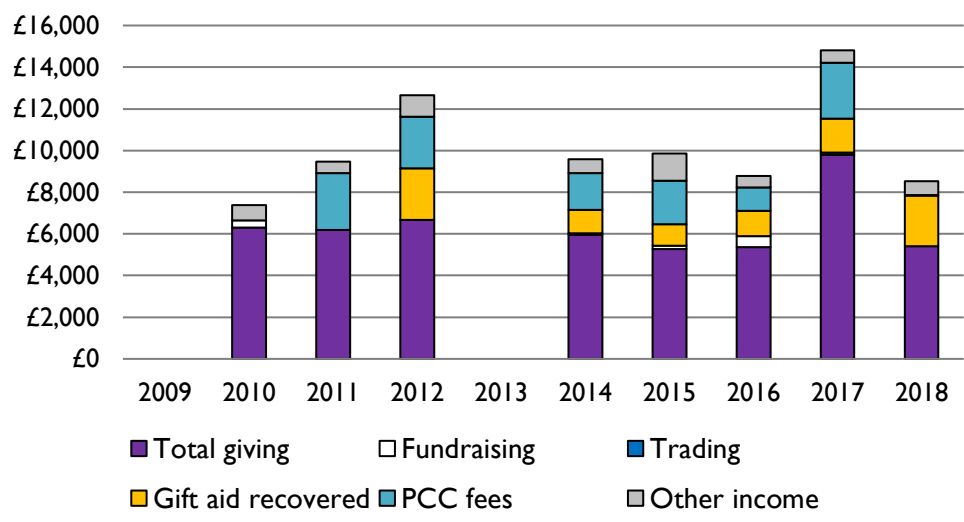
2. Giving & gift aid recovered, 2009-18



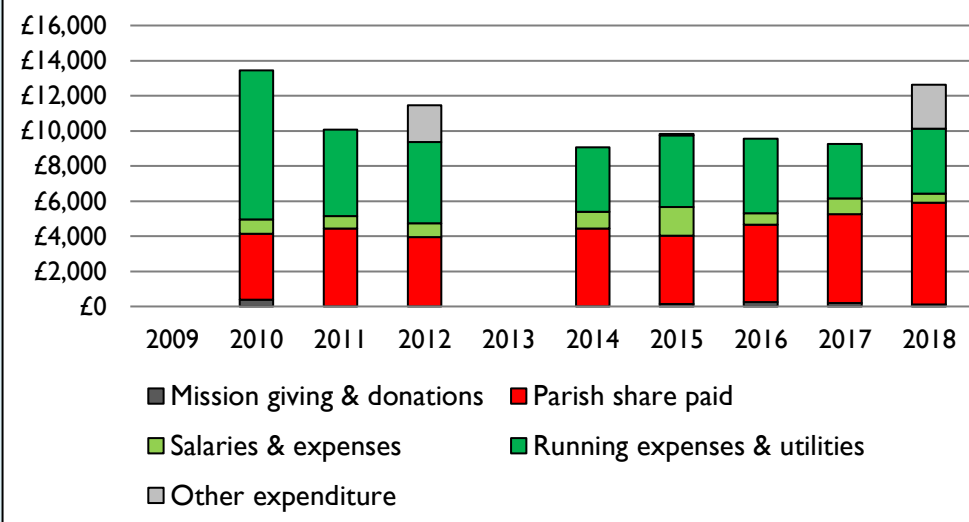
3. Planned giving & planned givers, 2009-18



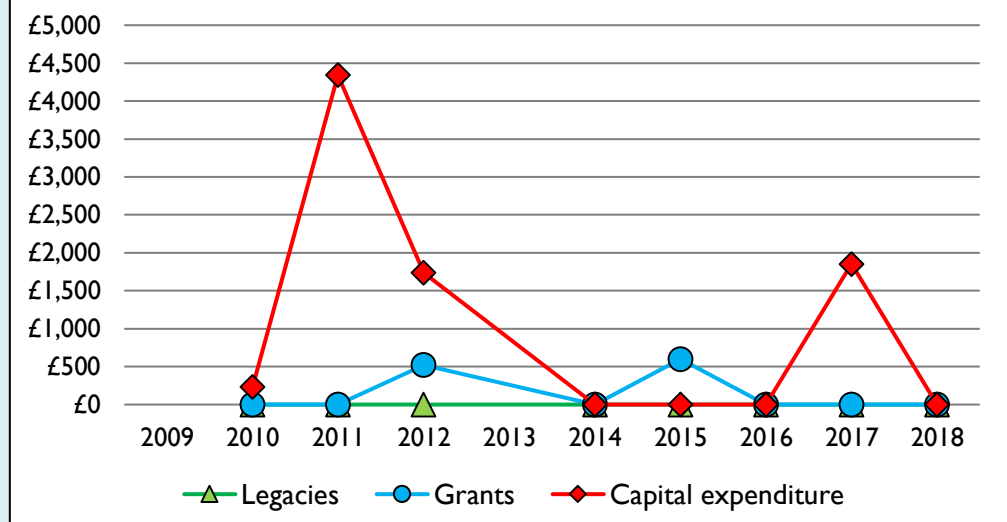
4. Income breakdown, 2009-18



5. Expenditure breakdown, 2009-18



6. Legacies, grants, & capital expenditure, 2009-18



7. Cash and deposit balances & investments, 2012-18



Weekly average planned giving per planned giver (2018)

Parish: £6.53
Diocese: £12.71

Notes & definitions

This dashboard contains figures as submitted by churches currently in the parish; gaps may be the result of missing returns.
Graph 2 shows a detailed breakdown of the **Total giving** figure in graph 4.
Graph 3: **Planned giving** = Tax efficient planned giving + Other planned giving; **Planned givers** = Tax efficient planned givers + Other planned givers.
Graph 4 shows income other than grants and legacies.
Graph 4: **Total giving** = Tax efficient planned giving + Other planned giving + Collections at services + All other giving, including Special Appeals.
Graph 4: **Other income** = Dividends, interest, income from property + Any other income.
Graph 5 shows expenditure other than capital expenditure.
Graph 5: **Other expenditure** = Fund-raising activities + Mission and evangelism costs + Cost of trading + Other expenses.
Graph 5: **Running expenses & utilities** also includes governance costs.
Graphs 1-6: Unrestricted and Restricted amounts have been combined.
For further definitions please see the guidance notes attached to the Return of Parish Finance: <https://parishreturns.churchofengland.org/>

Number of churches in parish (2019): 1

Parish code: 510046

Variations from year to year may be the result of changes in the number of churches that submitted returns, or changes in parish/benefice structure.

Number of churches included in returns: 2009 0; 2010 1; 2011 1; 2012 1; 2013 0; 2014 1; 2015 1; 2016 1; 2017 1; 2018 1.

Produced by the Research and Statistics Unit, Church House, Great Smith Street, London SW1P 3AZ. Date of production: February 2020

Every effort has been made to ensure that data are reliable. We would be grateful to be notified of any significant errors or omissions by email to statistics.unit@churchofengland.org

Follow us on Twitter:
[@cofestats](https://twitter.com/cofestats)

