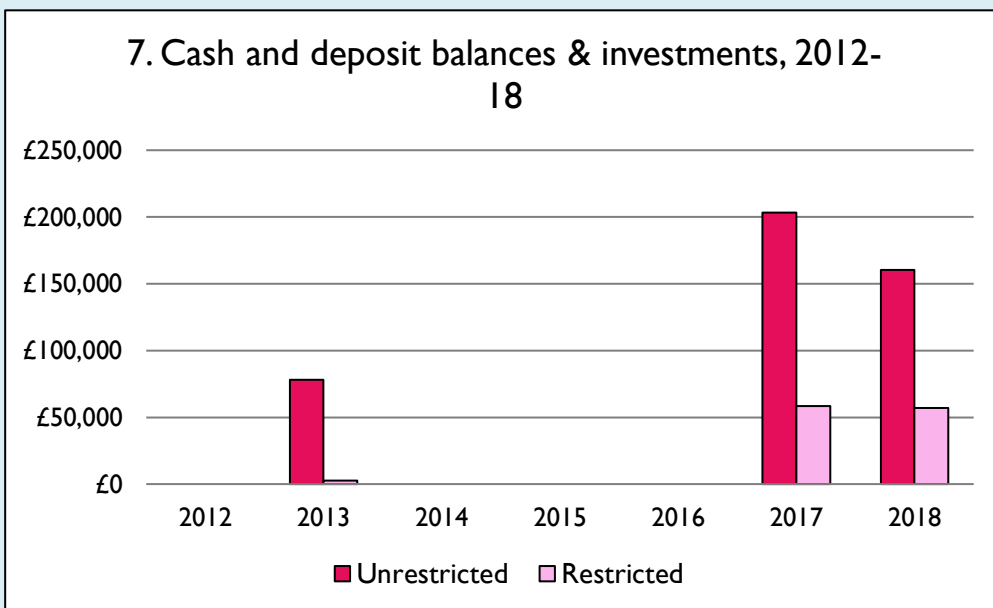
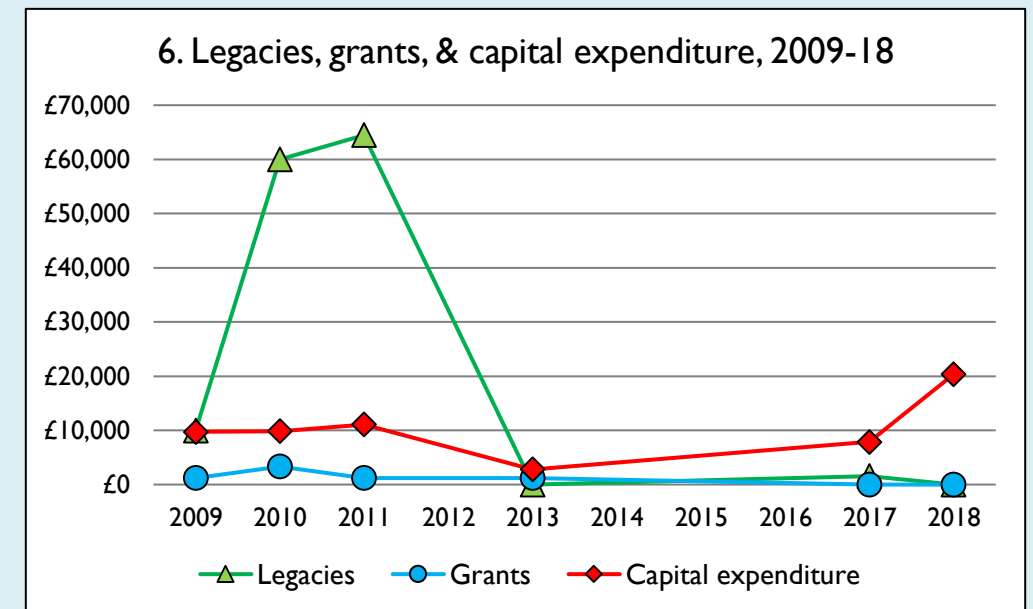
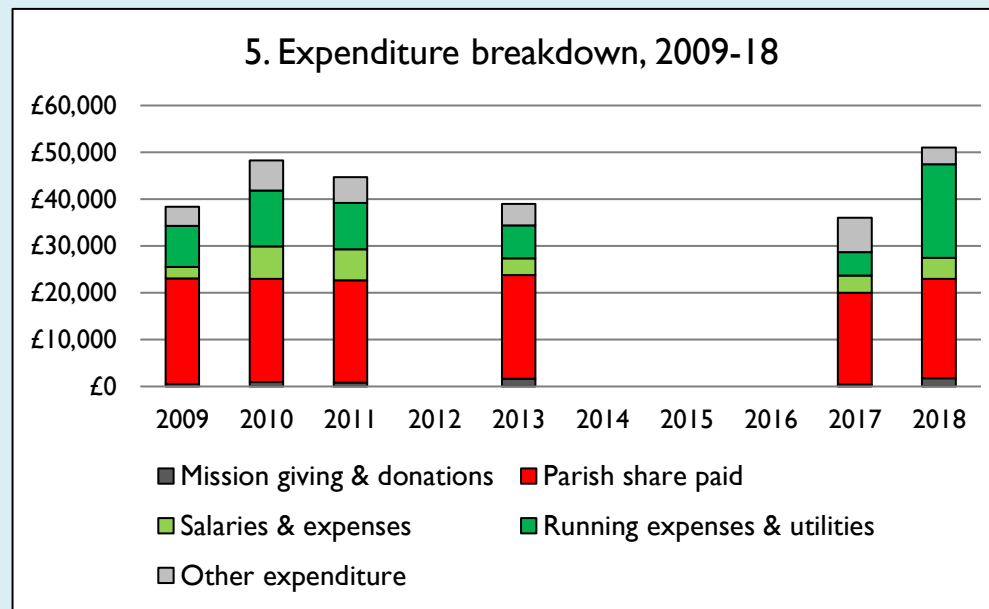
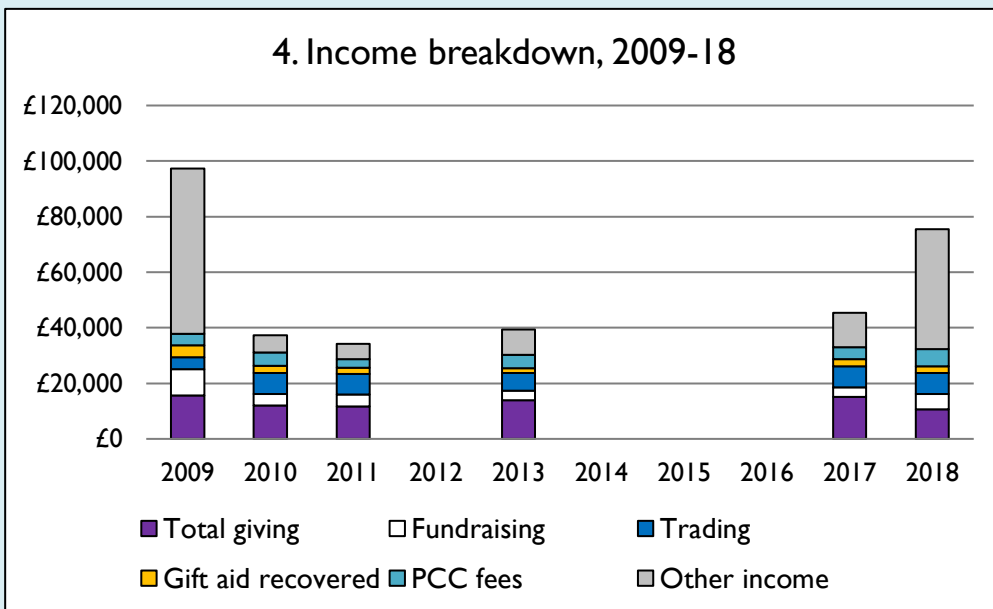
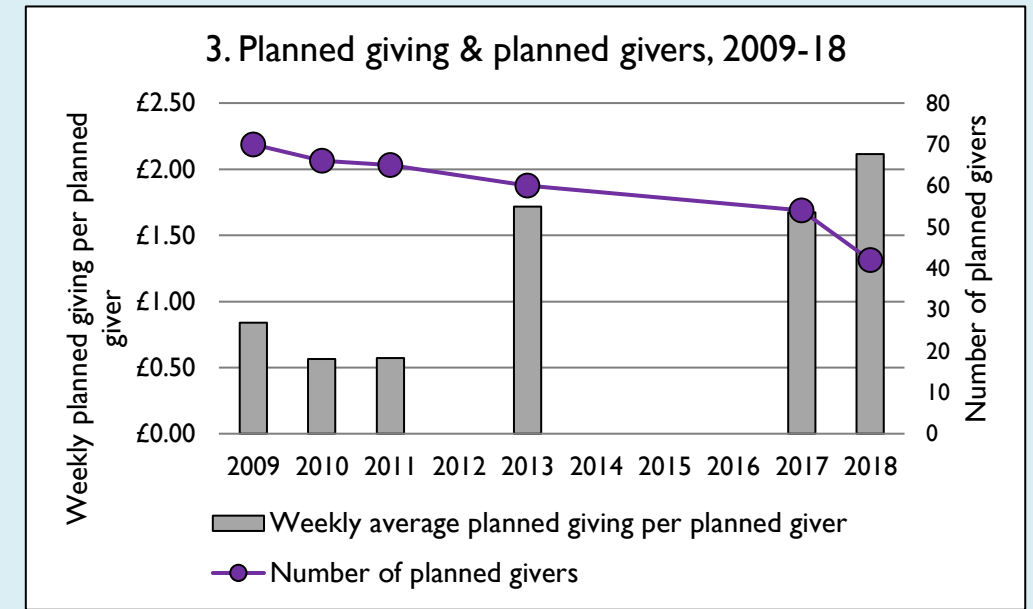
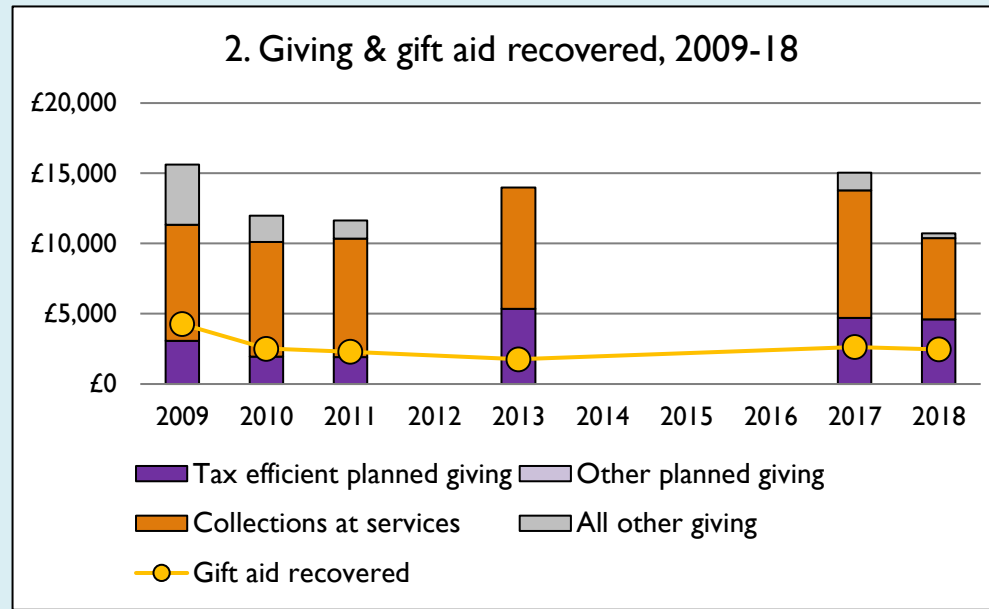
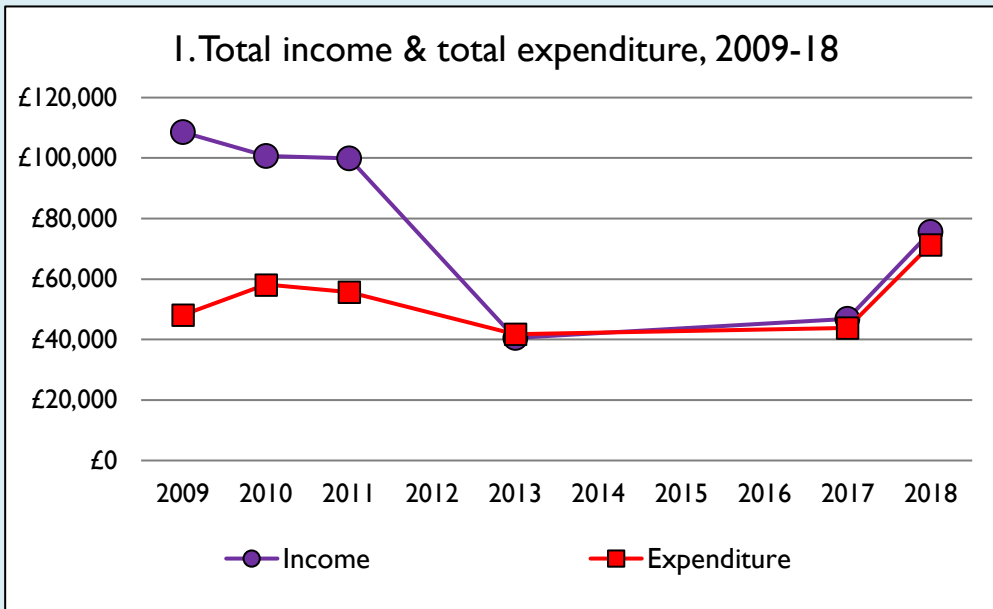


# Finance dashboard for the parish of Mark in the Deanery of AXBRIDGE



**Weekly average planned giving per planned giver (2018)**  
 Parish: £2.11  
 Diocese: £12.71

**Number of churches in parish (2019): 1**  
 Parish code: 510058


#### Notes & definitions

This dashboard contains figures as submitted by churches currently in the parish; gaps may be the result of missing returns.  
 Graph 2 shows a detailed breakdown of the **Total giving** figure in graph 4.  
 Graph 3: **Planned giving** = Tax efficient planned giving + Other planned giving; **Planned givers** = Tax efficient planned givers + Other planned givers.  
 Graph 4 shows income other than grants and legacies.  
 Graph 4: **Total giving** = Tax efficient planned giving + Other planned giving + Collections at services + All other giving, including Special Appeals.  
 Graph 4: **Other income** = Dividends, interest, income from property + Any other income.  
 Graph 5 shows expenditure other than capital expenditure.  
 Graph 5: **Other expenditure** = Fund-raising activities + Mission and evangelism costs + Cost of trading + Other expenses.  
 Graph 5: **Running expenses & utilities** also includes governance costs.  
 Graphs 1-6: Unrestricted and Restricted amounts have been combined.  
 For further definitions please see the guidance notes attached to the Return of Parish Finance: <https://parishreturns.churchofengland.org/>

Variations from year to year may be the result of changes in the number of churches that submitted returns, or changes in parish/benefice structure.  
 Number of churches included in returns: 2009 1; 2010 1; 2011 1; 2012 0; 2013 1; 2014 0; 2015 0; 2016 0; 2017 1; 2018 1.

Produced by the Research and Statistics Unit, Church House, Great Smith Street, London SW1P 3AZ. Date of production: February 2020

Every effort has been made to ensure that data are reliable. We would be grateful to be notified of any significant errors or omissions by email to [statistics.unit@churchofengland.org](mailto:statistics.unit@churchofengland.org)

Follow us on Twitter:  
 @cofestats

